


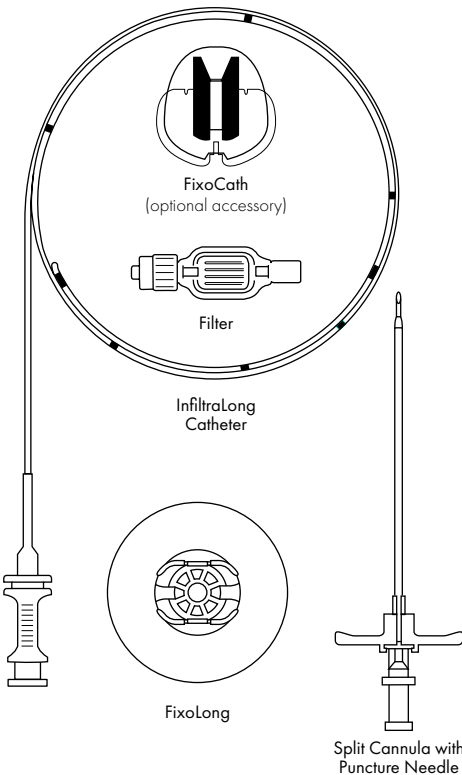
## Procedure Guide InfiltraLong



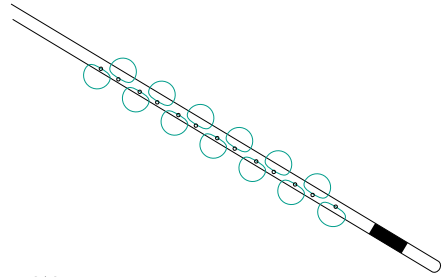
The PAJUNK® InfiltraLong catheter is a self-contained system for continuous infiltration analgesia at the surgical site. The design of the catheter allows for smooth administration of local anaesthetic. This allows to optimise patient analgesia and improve outcomes while reducing opioid consumption.

The wide range of catheter and fenestration lengths makes the InfiltraLong catheter suitable for many different areas of use. In comparison with three other commercially available catheters, the InfiltraLong performed extremely well because of its numerous fine and precise infusion perforations, which are closely and evenly spaced in the fenestration segment. This ensures an even distribution of anaesthetic and an earlier patient mobilisation. The InfiltraLong catheter is available in a standard version as well as Forte version with extended wall thickness.

The InfiltraLong catheter is designed for the use with all commercially available wound infusion pumps. InfiltraLong sets come in many different configurations, including basic accessories like introducer needles and filter, but also full sets with the FuserPump.

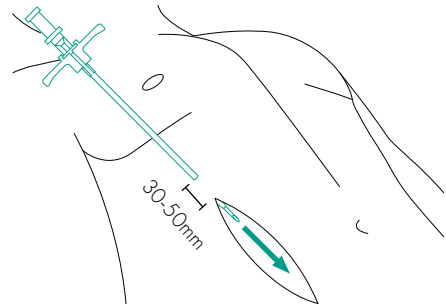


- 1 Prime the catheter by flushing the catheter with normal saline or medication – ready if drops will be produced along the microperforation.

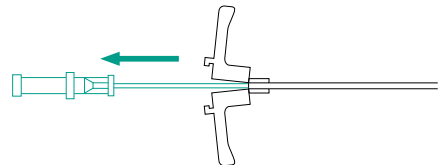


**Warning:**  
Do not cut the catheter!

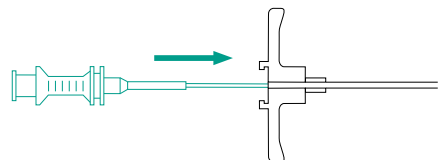
- 2 Use the introducer needle to puncture the skin 30 to 50mm away from the surgical wound site. Proceed until the introducer needle is visible in the open wound.



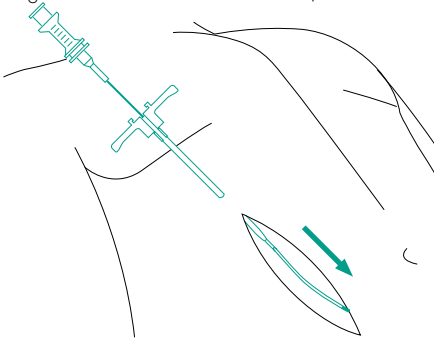
- 3 a) Release the locking of the peel-away introducer and remove the needle.



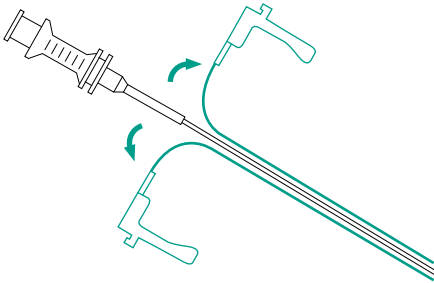
- b) Then insert the catheter into the introducer sheath.



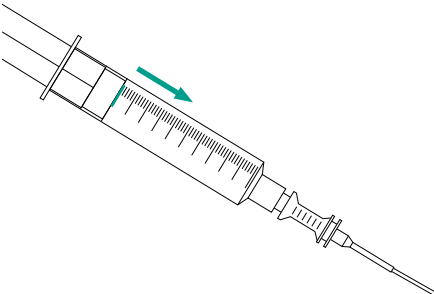
- 4 Position the complete catheter fenestration inside the wound. (Please notice the complete perforated segment has to be inside the wound)



- 5 Separate and peel-away the introducer sheath.

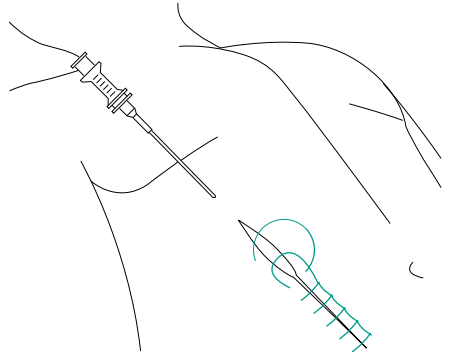


- 6 Check the infusion through an initial injection of local anaesthetic.

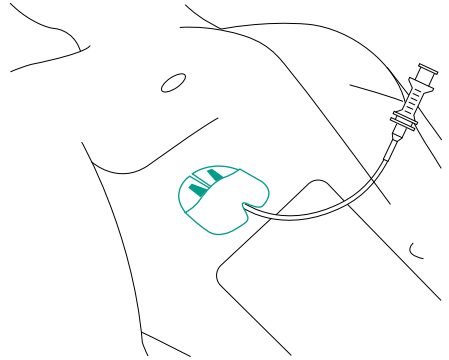


→ Catheter can be connected with the Filter and fixed with FixoLong.

- 7 Close the wound. Ensure that the catheter is not damaged.

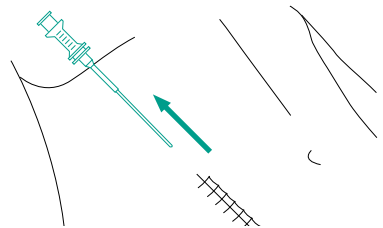


- 8 Fixate the catheter with FixoCath (optional accessory) near the wound.



### ↻ Catheter removal

Remove FixoCath and/or other fixation devices. Grasp the catheter close to the skin and gently pull on the catheter. Removal should be easy and not painful.



→ Check if catheter is completely removed and if the distal tip is intact.

## Warnings

- The InfiltraLong catheter should be used only by professional medical staff under consideration of the instructions of use.
- If used in combination with other products, it is essential that the compatibility information and user instructions for these products are taken into account. A decision regarding the combined use of devices from different manufacturers is the responsibility of the user.
- The InfiltraLong catheter may be used for a maximum of 120 hours. Please note that the risk of infection increases depending on indwell time.
- The materials used in the manufacturing of this device are not suitable for reprocessing or resterilisation.
- Sharp object warning: The device components may, depending on the type of the tip, have sharp edges or tips.
- Always ensure that the injection site is aseptic.
- Do not administer drugs that are not indicated for the intended use.

**PAJUNK® GmbH Medizintechnologie**  
Global Headquarters  
Karl-Hall-Straße 1  
78187 Geisingen, Germany  
Tel.: +49 7704 9291-0  
Fax: +49 7704 9291-600  
info@pajunk.com  
pajunk.com

**PAJUNK® Medical System L.P.**  
United States of America  
6611 Bay Circle, Suite 140  
Norcross, GA 30071, USA  
Tel.: +1 770.493.6832  
Fax: +1 678.514.3388  
info@pajunk-usa.com  
pajunkusa.com

**PAJUNK® Medical Produkte GmbH**  
Central Europe  
Karl-Hall-Straße 1  
78187 Geisingen, Germany  
Tel.: +49 7704 8008-0  
Fax: +49 7704 8008-150  
info@pajunk-medipro.com  
pajunk.com

**PAJUNK® UK Medical Products Ltd**  
United Kingdom  
Unit C1 The Waterfront  
Goldcrest Way, Newburn Riverside  
Newcastle upon Tyne, NE15 8NY, UK  
Tel.: +44 191 264 7333  
info@pajunk.co.uk  
pajunk.co.uk