


IntraLong

Catheter Set for Continuous Spinal Anaesthesia


Continuous Spinal Anaesthesia is often used in orthopedics and for large-scale tumor operations. PAJUNK® offers a special ramped SPROTTE® needle that allows for a small size catheter placement through the needle into the intrathecal space. The sets include additional accessories like filter and dosing syringe



Depth Markings

Graduations on the first 30cm

- Easy determination of the catheter
- Easy to read and identify




Catheter with Closed Tip

- With three lateral openings

Sprotte Special Tip with Ramp

- Reduces the chance of shearing off catheter
- Easy catheter threading



Atraumatic Tip Design

The ogive shaped tip significantly reduces the risk of PDPH and the rounded edges of the lateral eye minimise trauma to the dura mater.

- Minimises chance of PDPH³
- Consistent tactile feedback

Lateral Eye

Burr-free, rounded atraumatic edges


- Optimised gliding properties
- Minimum chance of tissue coring and carry-over into the subarachnoid space

1. Saenghivattana R. et al. A comparison study between newly-designed pencil-point and cutting needles in spinal anesthesia. J. Med. Assoc. Thai. 2008; 91 (Suppl 1): S156-161
2. Armon C., Evans R. W. Addendum to assessment: Prevention of postlumbor puncture headaches Report of the Therapeutics and Technology Assessment Subcommittee of the American Academy of Neurology, Neurology, 2005; 65: 510
3. Cesarini, M. et al. Sprotte needle for intrathecal anaesthesia for Caesarean section: incidence of postdural puncture headache, Anaesthesia 1990; 45: 646-658

IntraLong


Catheter Set for
Continuous Spinal Anaesthesia

Additional Features



Optimal Lateral Eye Size and Placement

- Unobstructed backflow, even if the eye is partially blocked by the arachnoid membrane
- Allows for quicker CSF flashback¹



Precision-Ground Metal Stylet

- Lateral eye closes precisely to minimise chance of tissue coring²
- Polished, rounded tip prevents abrasion on the inner needle tube



Standard Hub

- Designed for rapid detection of even the smallest quantities of CSF
- Reduced inner space



Highest Processing Quality

- High quality stainless steel needle for increased stability
- Smoothly polished and burr-free surface and inner lumen designed for optimised gliding properties and CSF backflow
- Consistent feel and reliable performance

IntraLong	SPROTTE® Special Needle	Catheter	Item no.	NRFit® Item no.	PU
with Filter and Clamping Adapter	Size				
	21 G x 90mm (3 1/2")	25G x 90cm (35")	31151-30GS	22161-30GS	10

¹NRFit® is a registered trademark of GEDSA used with their permission.

PAJUNK® GmbH Medizintechnologie
Global Headquarters
Karl-Hall-Straße 1
78187 Geisingen, Germany
Tel.: +49 7704 9291-0
Fax: +49 7704 9291-600
info@pajunk.com
pajunk.com

PAJUNK® Medical Produkte GmbH
Central Europe
Karl-Hall-Straße 1
78187 Geisingen, Germany
Tel.: +49 7704 8008-0
Fax: +49 7704 8008-150
info@pajunk-medipro.com
pajunk.de & pajunk.eu

PAJUNK® Swiss AG
Switzerland
Neuhofstrasse 5A
6340 Baar, Switzerland
Tel.: +41 417 609 627
info@pajunk.ch
pajunk.ch

PAJUNK® Medical System L.P.
United States of America
4575 Marconi Drive
Alpharetta, GA 30005, USA
Tel.: +1 888 972 5865
Fax: +1 678 514 3388
info@pajunk-usa.com
pajunkusa.com

PAJUNK® UK Medical Products Ltd
United Kingdom
Unit D1 The Waterfront
Goldcrest Way, Newburn Riverside
Newcastle upon Tyne, NE15 8NY, UK
Tel.: +44 191 264 7333
info@pajunk.co.uk
pajunk.co.uk