



PAJUNK®

Product Catalog
Pain Management

MADE IN GERMANY

Table of Contents

1 INJECTIONS

SonoMSK - Echogenic Injection Needle	3
UniMSK - Injection Needle	4
TuohySono - Echogenic Injection Needle	5
Tuohy - Injection Needle	6
BO-SonoInject - Echogenic Injection Needle	7
BO-NanoInject - Injection Needle	8
Curved SPROTTE® - Injection Needle	9
RGN - Contrast Injection Needle	10

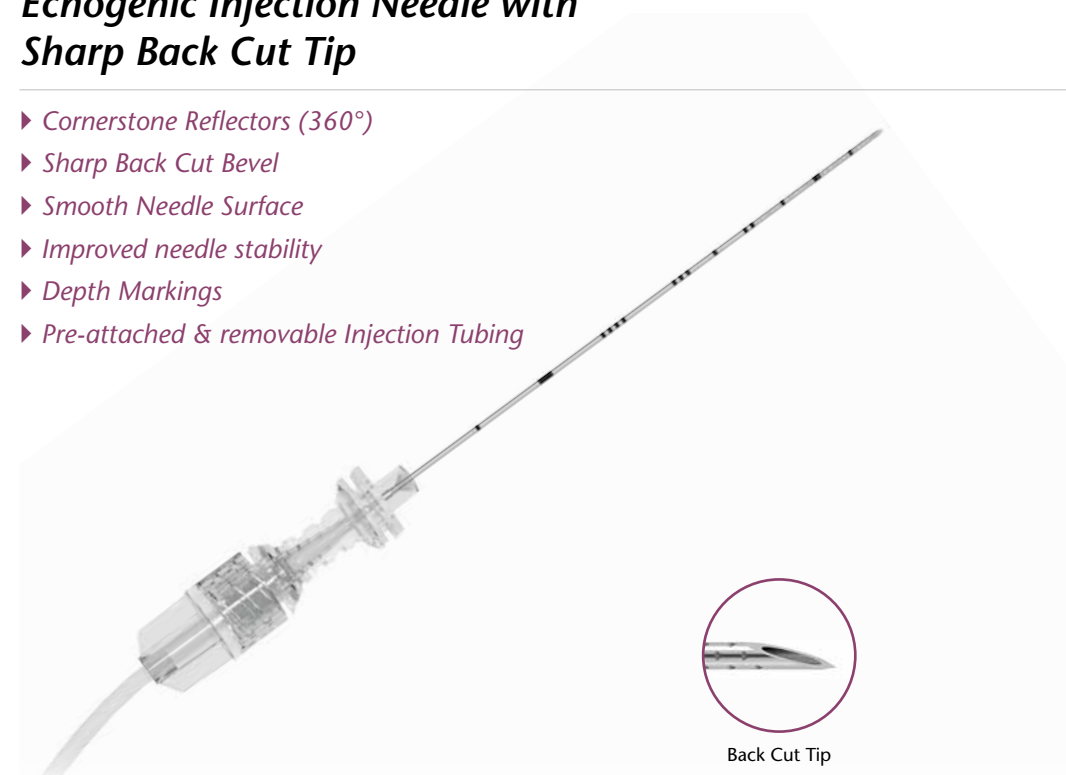
2 RADIOFREQUENCY ABLATION

RFTL - Straight Thermolesion (RF) Needle	11
RFTL - Curved Thermolesion (RF) Needle	12
RFTL Sono - Echogenic Thermolesion (RF) Needle	13
TLP - Thermolesion (RF) Needle	14
Accessories	15

SonoMSK Echogenic Injection Needle with Sharp Back Cut Tip



- ▶ Cornerstone Reflectors (360°)
- ▶ Sharp Back Cut Bevel
- ▶ Smooth Needle Surface
- ▶ Improved needle stability
- ▶ Depth Markings
- ▶ Pre-attached & removable Injection Tubing



Back Cut Tip

Product advantages at a glance:

- 1 Improved ultrasound visibility of needle tip at any angle
- 2 Improved ultrasound visibility of needle shaft
- 3 Reduced pain during puncture and needle placement
- 4 Smooth tissue gliding characteristics
- 5 Easier and more precise needle maneuverability
- 6 Convenience

Description	Item no.	PU
22G x 150 mm needle with Sharp Back Cut Tip	1191-4E150	10
22G x 120 mm needle with Sharp Back Cut Tip	1191-4E120	10
22G x 100 mm needle with Sharp Back Cut Tip	1191-4E100	10
22G x 70 mm needle with Sharp Back Cut Tip	1191-4E070	10
22G x 40 mm needle with Sharp Back Cut Tip	1191-4E040	10

UniMSK Injection Needle with Sharp Back Cut Tip

New
product

- ▶ Sharp Back Cut Bevel
- ▶ Smooth Needle Surface
- ▶ Improved needle stability
- ▶ Depth Markings
- ▶ Pre-attached & removable Injection Tubing



Back Cut Tip

TuohySono Echogenic Injection Needle with Tuohy Tip

- ▶ Cornerstone Reflectors (360°)
- ▶ Precision-Ground Metal Stylet
- ▶ Smooth Needle Surface
- ▶ Depth Markings
- ▶ Detachable Plastic Wings



Tuohy Tip, Metal Stylet

Product advantages at a glance:

- 1 Reduced pain during puncture and needle placement
- 2 Smooth tissue gliding characteristics
- 3 Easier and more precise needle maneuverability
- 4 Convenience

Product advantages at a glance:

- 1 Improved ultrasound visibility of needle tip at any angle
- 2 Improved ultrasound visibility of needle shaft
- 3 Minimized tissue coring
- 4 Smooth tissue gliding characteristics
- 5 Optimum handling for different grip methods

Description	Item no.	PU
22G x 180 mm needle with Sharp Back Cut Tip	1192-4E180	10
22G x 150 mm needle with Sharp Back Cut Tip	1192-4E150	10
22G x 120 mm needle with Sharp Back Cut Tip	1192-4E120	10
22G x 100 mm needle with Sharp Back Cut Tip	1192-4E100	10
22G x 70 mm needle with Sharp Back Cut Tip	1192-4E070	10
22G x 40 mm needle with Sharp Back Cut Tip	1192-4E040	10
20G x 180 mm needle with Sharp Back Cut Tip	1192-4G180	10
20G x 150 mm needle with Sharp Back Cut Tip	1192-4G150	10
20G x 120 mm needle with Sharp Back Cut Tip	1192-4G120	10
20G x 100 mm needle with Sharp Back Cut Tip	1192-4G100	10

Description	Item no.	PU
18G x 150 mm needle with Sharp Back Cut Tip	1192-4K150	10
18G x 120 mm needle with Sharp Back Cut Tip	1192-4K120	10
18G x 100 mm needle with Sharp Back Cut Tip	1192-4K100	10

Description	Item no.	PU
22G x 120 mm needle with Tuohy Tip and Cornerstone Reflectors	1085-4E120	10
22G x 100 mm needle with Tuohy Tip and Cornerstone Reflectors	1085-4E103	25
22G x 90 mm needle with Tuohy Tip and Cornerstone Reflectors	1085-4E090	25
22G x 50 mm needle with Tuohy Tip and Cornerstone Reflectors	1085-4E050	25
21G x 120 mm needle with Tuohy Tip and Cornerstone Reflectors	1085-4F120	10
21G x 90 mm needle with Tuohy Tip and Cornerstone Reflectors	1085-4F090	25
21G x 50 mm needle with Tuohy Tip and Cornerstone Reflectors	1085-4F050	25
20G x 100 mm needle with Tuohy Tip and Cornerstone Reflectors	1085-4G103	25
18G x 150 mm needle with Tuohy Tip and Cornerstone Reflectors	1085-4K150	10
18G x 120 mm needle with Tuohy Tip and Cornerstone Reflectors	1085-4K120	10
18G x 90 mm needle with Tuohy Tip and Cornerstone Reflectors	1085-4K090	25
18G x 50 mm Kanüle mit Tuohy Tip and Cornerstone Reflectors	1085-4K050	25

Description	Item no.	PU
17G x 150 mm needle with Tuohy Tip and Cornerstone Reflectors	1085-4M150	10
17G x 90 mm needle with Tuohy Tip and Cornerstone Reflectors	1085-4M090	25

Tuohy Injection Needle with Tuohy Tip

- ▶ Precision-Ground Metal Stylet
- ▶ Smooth Needle Surface
- ▶ Depth Markings
- ▶ Detachable Plastic Wings



Tuohy Tip, Metal Stylet

Product advantages at a glance:

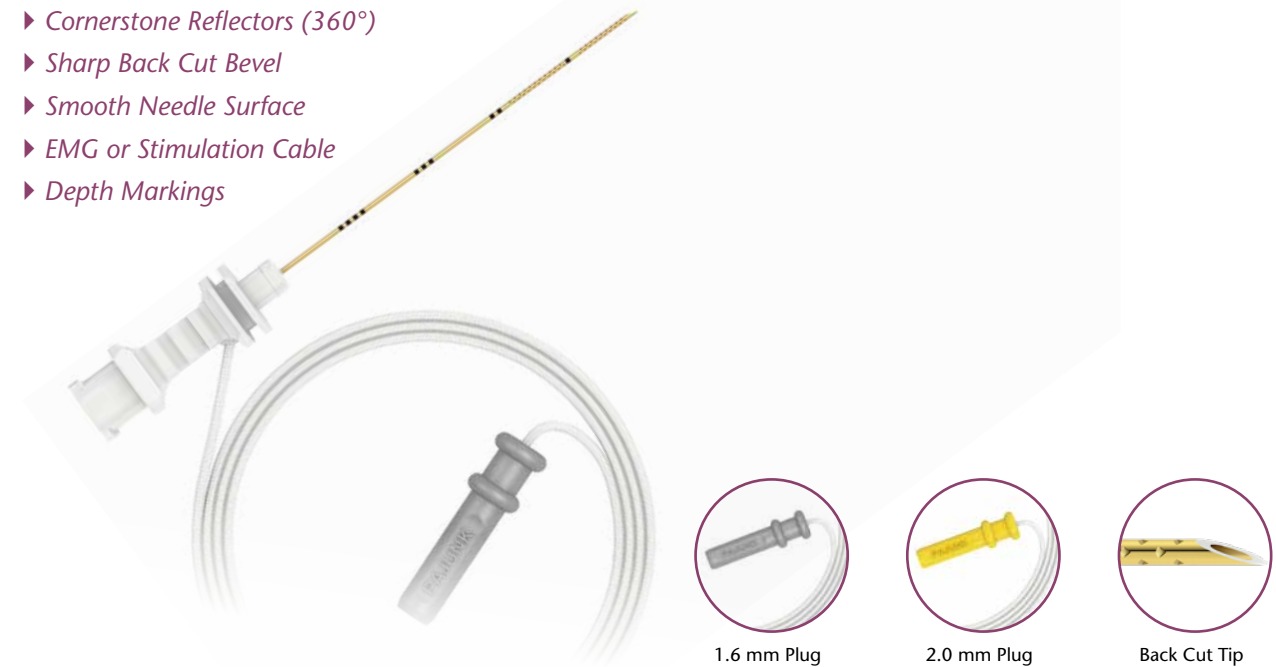
- 1 Minimized tissue coring
- 2 Smooth tissue gliding characteristics
- 3 Optimum handling for different grip methods

Description	Item no.	PU
22G x 120 mm needle with Tuohy Tip	1150-4E120	10
22G x 100 mm needle with Tuohy Tip	1150-4E103	25
22G x 90 mm needle with Tuohy Tip	1150-4E090	25
20G x 150 mm needle with Tuohy Tip	1150-4G150	10
20G x 120 mm needle with Tuohy Tip	1150-4G120	10
20G x 100 mm needle with Tuohy Tip	1150-4G103	25
20G x 90 mm needle with Tuohy Tip	1150-4G090	25
18G x 150 mm needle with Tuohy Tip	1150-4K150	10
18G x 120 mm needle with Tuohy Tip	1150-4K120	10
18G x 100 mm needle with Tuohy Tip	1150-4K100	25
18G x 90 mm needle with Tuohy Tip	1150-4K090	25

Description	Item no.	PU
17G x 150 mm needle with Tuohy Tip	1150-4M150	10
17G x 120 mm needle with Tuohy Tip	1150-4M120	10
17G x 100 mm needle with Tuohy Tip	1150-4M100	25
17G x 90 mm needle with Tuohy Tip	1150-4M090	25

BO-SonoInject Echogenic Injection Needle with Back Cut Tip

- ▶ Cornerstone Reflectors (360°)
- ▶ Sharp Back Cut Bevel
- ▶ Smooth Needle Surface
- ▶ EMG or Stimulation Cable
- ▶ Depth Markings



1.6 mm Plug

2.0 mm Plug

Back Cut Tip

Product advantages at a glance:

- 1 Improved ultrasound visibility of needle tip at any angle
- 2 Improved ultrasound visibility of needle shaft
- 3 Reduced pain during puncture and needle placement
- 4 Smooth tissue gliding characteristics
- 5 Convenience


Description	Item no.	PU
27G x 37 mm needle with EMG Cable and Cornerstone Reflectors	001188-90	10
25G x 60 mm needle with EMG Cable and Cornerstone Reflectors	001188-89	10
25G x 50 mm needle with EMG Cable and Cornerstone Reflectors	001188-81	10
25G x 37 mm needle with EMG Cable and Cornerstone Reflectors	001188-82	10
24G x 50 mm needle with EMG Cable and Cornerstone Reflectors	001188-85	10
24G x 40 mm needle with EMG Cable and Cornerstone Reflectors	001188-78	10
24G x 25 mm needle with EMG Cable and Cornerstone Reflectors	001188-75	10
22G x 80 mm needle with EMG Cable and Cornerstone Reflectors	001188-71	10
22G x 50 mm needle with EMG Cable and Cornerstone Reflectors	001188-74	10

Description	Item no.	PU
27G x 37 mm needle with Stimulation Cable and Cornerstone Reflectors	001191-90	10
25G x 60 mm needle with Stimulation Cable and Cornerstone Reflectors	001191-89	10
25G x 50 mm needle with Stimulation Cable and Cornerstone Reflectors	001191-81	10
25G x 37 mm needle with Stimulation Cable and Cornerstone Reflectors	001191-85	10
24G x 50 mm needle with Stimulation Cable and Cornerstone Reflectors	001191-85	10
24G x 40 mm needle with Stimulation Cable and Cornerstone Reflectors	001191-78	10
24G x 25 mm needle with Stimulation Cable and Cornerstone Reflectors	001191-75	10
22G x 80 mm needle with Stimulation Cable and Cornerstone Reflectors	001191-71	10
22G x 50 mm needle with Stimulation Cable and Cornerstone Reflectors	001191-74	10



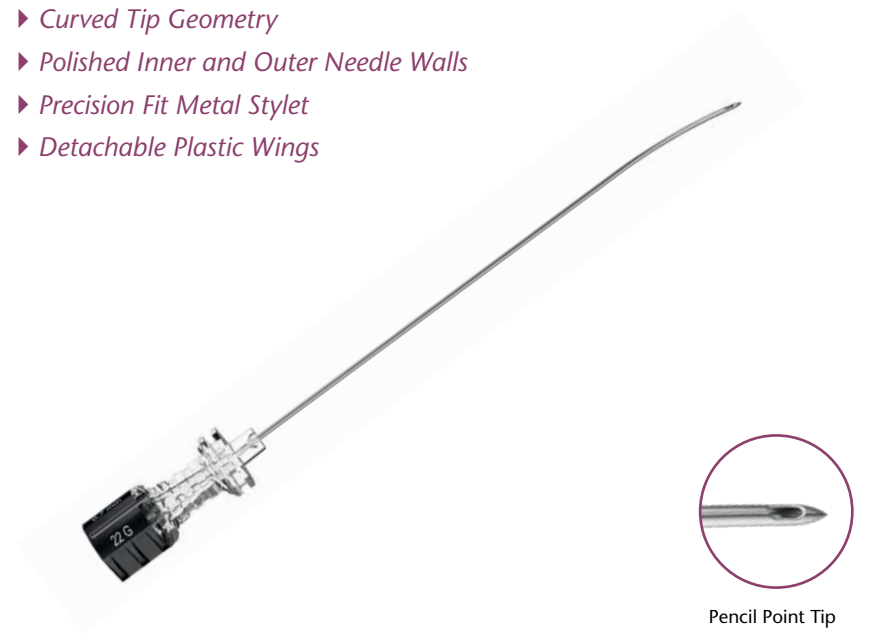
BO-NanoInject Injection Needle with Back Cut Tip

- ▶ Sharp Back Cut Bevel
- ▶ Smooth Needle Surface
- ▶ EMG or Stimulation Cable
- ▶ Depth Markings



Curved SPROTTE® Curved Injection Needle with Pencil Point Tip

- ▶ Unique, Ogive Tip Geometry
- ▶ Curved Tip Geometry
- ▶ Polished Inner and Outer Needle Walls
- ▶ Precision Fit Metal Stylet
- ▶ Detachable Plastic Wings



Product advantages at a glance:

- 1 Reduced pain during puncture and needle placement
- 2 Smooth tissue gliding characteristics
- 3 Convenience

Description	Item no.	PU
27G x 37 mm needle with EMG Cable	001168-90	10
25G x 50 mm needle with EMG Cable	001168-81	10
25G x 37 mm needle with EMG Cable	001168-82	10
24G x 50 mm needle with EMG Cable	001168-85	10
24G x 25 mm needle with EMG Cable	001168-75	10
22G x 80 mm needle with EMG Cable	001168-71	10
22G x 50 mm needle with EMG Cable	001168-74	10

Description	Item no.	PU
27G x 37 mm needle with Stimulation Cable	001169-90	10
25G x 50 mm needle with Stimulation Cable	001169-81	10
24G x 50 mm needle with Stimulation Cable	001169-85	10
24G x 25 mm needle with Stimulation Cable	001169-75	10
22G x 80 mm needle with Stimulation Cable	001169-71	10
22G x 50 mm needle with Stimulation Cable	001169-74	10

Product advantages at a glance:

- 1 Non-cutting, atraumatic tip reduces chance of unwanted tissue damage and chance of PDPH
- 2 Smooth tissue gliding characteristics and improved tactile feedback
- 3 Optimum handling for different grip methods

Description	Item no.	PU
22G x 150 mm needle with Pencil Point Tip	041152-30C	10
22G x 120 mm needle with Pencil Point Tip	031152-30C	10
22G x 90 mm needle with Pencil Point Tip	001152-30C	25

RGN Contrast Injection Needle

- ▶ Hubless Design
- ▶ Sharp Bevel
- ▶ Smooth Needle Surface
- ▶ Fixed Injection Tubing



Facet Tip

Product advantages at a glance:

- 1 Reduced shadowing in fluoroscopy/x-ray
- 2 Smooth tissue gliding characteristics

Description	Item no.	PU
23G x 60 mm needle with Facet Tip	001160-10	10
22G x 100 mm needle with Facet Tip	001160-20	10
21G x 150 mm needle with Facet Tip	001160-40	10
21G x 120 mm needle with Facet Tip	001160-30	10

RFTL Straight Thermolesion (RF) Needle with Active Tip

- ▶ Straight Tip Geometry
- ▶ Sharp Back Cut Bevel
- ▶ Smooth Needle Coating



Active Tip

Product advantages at a glance:

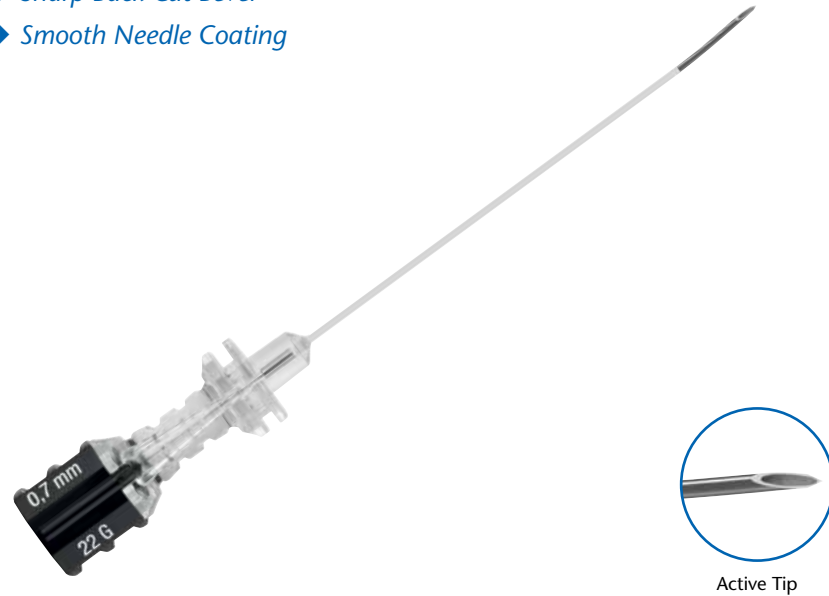
- 1 Reduced drag during puncture and needle placement
- 2 Smooth tissue gliding characteristics

Description	Item no.	PU
22G x 98.6 mm needle with 10 mm Active Tip	001165-20C	25
22G x 98.6 mm needle with 5 mm Active Tip	001165-20B	25
22G x 98.6 mm needle with 2.5 mm Active Tip	001165-20A	25
22G x 52.6 mm needle with 5 mm Active Tip	001165-11D	25
22G x 52.6 mm needle with 4 mm Active Tip	001165-10B	25
22G x 52.6 mm needle with 2 mm Active Tip	001165-10A	25
20G x 145 mm needle with 10 mm Active Tip	001165-30CM	10
20G x 145 mm needle with 5 mm Active Tip	001165-30BM	10
20G x 142 mm needle with 10 mm Active Tip	001165-30C	10
20G x 142 mm needle with 5 mm Active Tip	001165-30B	10
20G x 142 mm needle with 2.5 mm Active Tip	001165-30A	10
20G x 98.6 mm needle with 10 mm Active Tip	001165-30D	25
20G x 98.6 mm needle with 5 mm Active Tip	001165-21B	25

Description	Item no.	PU
20G x 52.6 mm needle with 5 mm Active Tip	001165-11D	25
18G x 98.6 mm needle with 10 mm Active Tip	001165-22C	25
18G x 145 mm needle with 10 mm Active Tip	001165-40CM	10
17G x 142 mm needle with 5 mm Active Tip	001165-31B	10

RFTL Curved Thermolession (RF) Needle with Active Tip

- ▶ Curved Tip Geometry
- ▶ Sharp Back Cut Bevel
- ▶ Smooth Needle Coating



RFTL Sono Echogenic Thermolession (RF) Needle with Active Tip

- ▶ Cornerstone Reflectors (360°)
- ▶ Straight Tip Geometry
- ▶ Sharp Back Cut Bevel
- ▶ Smooth Needle Coating



Product advantages at a glance:

- 1 Reduced drag during puncture and needle placement
- 2 Smooth tissue gliding characteristics

Description	Item no.	PU
22G x 98.6 mm needle with 10 mm Active Tip	011165-20C	25
22G x 52.6 mm needle with 10 mm Active Tip	011165-12C	25
20G x 145 mm needle with 10 mm Active Tip	011165-32CM	10
20G x 142 mm needle with 10 mm Active Tip	011165-32C	10
20G x 98.6 mm needle with 10 mm Active Tip	011165-30D	25
18G x 145 mm needle with 10 mm Active Tip	011165-40CM	10
18G x 98.6 mm needle with 10 mm Active Tip	011165-40D	25

Product advantages at a glance:

- 1 Improved ultrasound visibility of needle tip at any angle
- 2 Improved ultrasound visibility of needle shaft
- 3 Reduced pain during puncture and needle placement
- 4 Smooth tissue gliding characteristics

Description	Item no.	PU
22G x 98.6 mm needle with 5 mm Active Tip	001175-20B	25
22G x 98.6 mm needle with 2.5 mm Active Tip	001175-20A	25
20G x 52.6 mm needle with 10 mm Active Tip	001175-11C	25
20G x 52.6 mm needle with 5 mm Active Tip	001175-11D	25

TLP Thermolesion (RF) Needle with Active Tip

- ▶ Straight Tip Geometry
- ▶ Sharp Back Cut Bevel
- ▶ Fixed Injection Tubing
- ▶ Hubless Design
- ▶ Smooth Needle Coating



Active Tip

Product advantages at a glance:

- 1 Reduced drag during puncture and needle placement
- 2 Smooth tissue gliding characteristics


Description	Item no.	PU
22G x 100 mm needle with 5 mm Active Tip, with Ø 1.6 mm Plug	001255-22	10
22G x 60 mm needle with 5 mm Active Tip, with Ø 1.6 mm Plug	001255-12	10
20G x 150 mm needle with 5 mm Active Tip, with Ø 1.6 mm Plug	001255-32	10

Accessories



Description	Item no.	PU
Plastic LOR Syringe 10ml Luer Lock	0001151-45	10
Plastic VPC 10ml Luer Lock	0001151-49	10

Description	Item no.	PU
AlliClip	001151-39D	10
Alligator Clip for TLP Needles with Ø 1.6 mm Plug		



Not all products are registered and approved for sale in all countries or regions. Indications of use may also vary by country and region. Please contact your country representative for product availability and information. Product images are for reference only.

PAJUNK® GmbH
Medizintechnologie
Karl-Hall-Strasse 1
D-78187 Geisingen / Germany
Phone +49 (0) 77 04/92 91-0
Telefax +49 (0) 77 04/92 91-6 00
www.pajunk.com

PAJUNK® Medical Produkte GmbH
D.A.CH • BeNeLux
Karl-Hall-Strasse 1
D-78187 Geisingen / Germany
Phone +49 (0) 77 04/80 08-0
Telefax +49 (0) 77 04/80 08-150
www.pajunk.com